

# rayolite


by  **ORIU**

## Model H1010


### Low Profile - Narrow

**Rayolite  
#2004 Marker**

Hallen Products Snowplowable  
Raised Pavement Marker.  
Designed To Endure  
The Rigors Of  
The Road.



**Designed For Safety. Engineered To Last.**



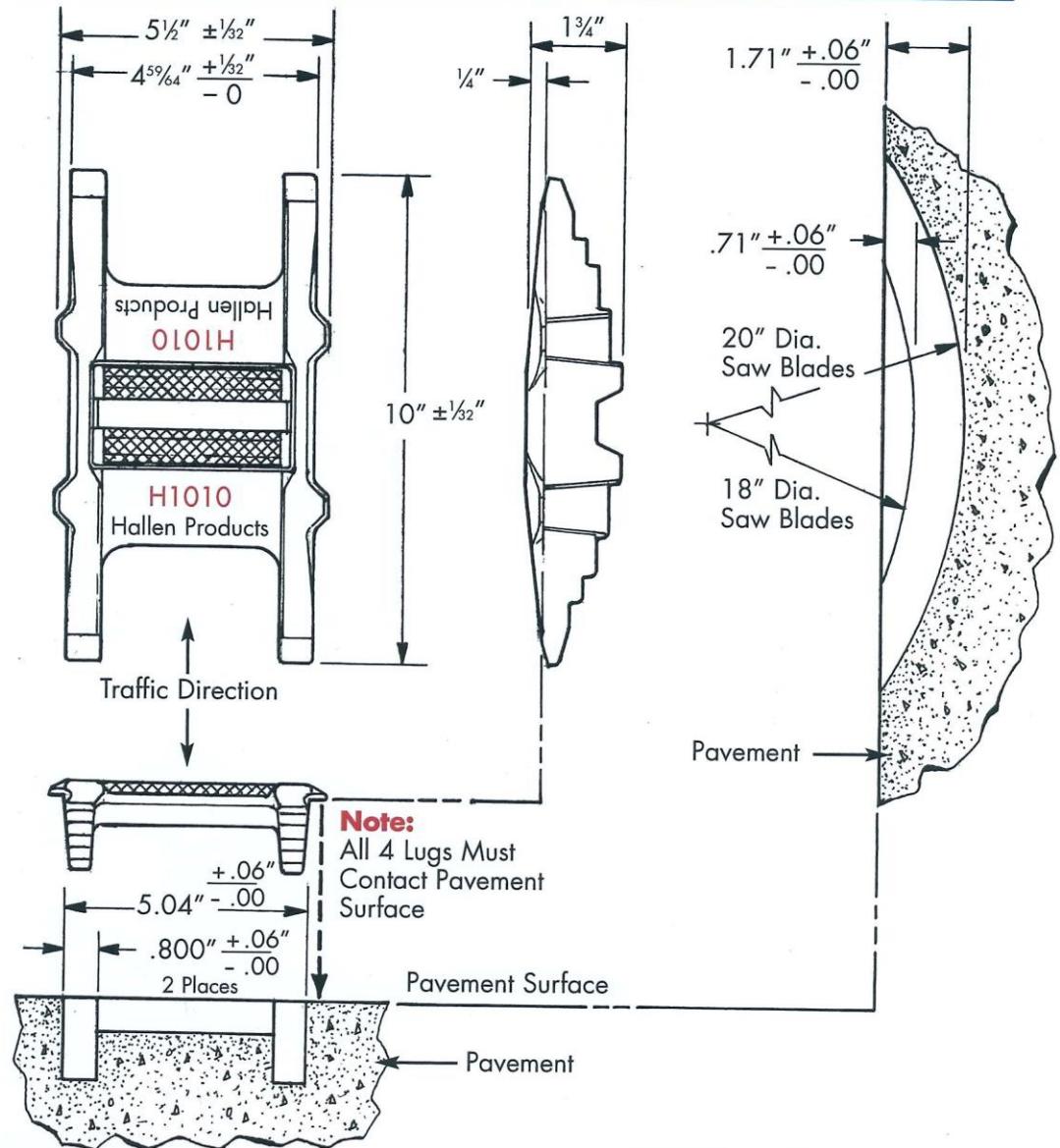
# Model H1010 Installation and Details

## Low Profile, Two-Way Snowplowable, Raised Pavement Marker

4500 N. Sam Houston Parkway W.  
Building A, Suite 120  
Houston, Texas 77086

Phone: (281) 617-2240  
Toll Free: (800) 848-7025  
Fax: (281) 583-1506

- Pavement must be cut to the dimensions as shown.
- Minimum 65 Horsepower saw is recommended for making pavement cuts.
- The saw is to be fitted with grouping of 18" diameter saw blades with spacers, nested between 20" diameter saw blades with spacers as recommended by saw blade manufacturer.
- Each pavement cut must be inspected prior to epoxy/marker installation per the following:
  - Each casting must be centered lengthwise and should have 1/8" side-to-side clearance after insertion in pavement cut.
  - All 4 leveling lugs must contact the pavement surface.
  - The extreme ends of all castings must be below pavement surface after insertion in pavement cut.
- The pavement cut must be completely dry and free of dust, dirt or any other material that will interfere with the adhesive bond.
- 2-component epoxy adhesive is to be used to fill the pavement cut to within 3/8" of top of pavement. Then place marker into the epoxy filled pavement cut—noting 4 tabs must be in contact with pavement surface, and epoxy should be level with pavement surface. Epoxy should be prevented from blocking the reflector lens.
- Any epoxy inadvertently spilled/dripped on the active reflector face must be removed immediately.



## Multiple Colors For Multiple Applications

Lens Color	Part Numbers	
	Base and Reflector	Replacement Reflector Unit
2 Way Amber	H1010R042A	20042AP
2 Way White	H1010R042W	20042WP
2 Way White/Red	H1010R042WR	2004WRP
2 Way Amber/Red	H1010R042AR	2004ARP
2 Way Blue	H1010R042B	20042BP

Lens Color	Part Numbers	
	Base and Reflector	Replacement Reflector Unit
1 Way Amber	H1010R041A	20041AP
1 Way White	H1010R041W	20041WP

**Base Casting Only H1010**